

**Test Results:** Test results are private and confidential. Within 5 business days from the date that specimens are received at the laboratory, results will be made available to you by mail, fax, or online at [www.Indentigene.com](http://www.Indentigene.com).

**Mail or Fax:** Identigene will provide a "hard-copy" result to the address/fax number you provided on the Order Form. Additional report copies can be purchased by contacting Identigene.

**Online Results:** To access results online, go to [www.Indentigene.com](http://www.Indentigene.com) and click the login link in the upper right-hand corner. Enter the username (email address) and results password you provided on the Order Form.

If testing is completed and results are available, you will see a link (PDF) to the test results. For assistance, please contact Identigene.

[www.IDENTIGENE.com](http://www.IDENTIGENE.com)

### Frequently Asked Questions

**How accurate are the DNA paternity test results?**  
Identigene paternity tests are very accurate. Typically, test results probabilities are greater than 99.99%.

**What if two alleged fathers are related?**  
It is best to test both related alleged fathers. If only one is available, extra testing may be necessary and additional fees may apply. For details, please contact an Identigene DNA Test Consultant.

**What if the alleged father is not available?**  
Paternity can still be determined by testing relatives of the alleged father to reconstruct the paternal lineage. For guidance regarding this type of testing, please contact an Identigene DNA Test Consultant.

**IDENTIGENE DNA Test Consultants:**  
**1-888-404-GENE 9:00 AM to 8:00 PM ET**

### Frequently Asked Questions — continued

**How old must the child be?**  
There are no age restrictions. When collection is performed by an adult as directed, the cheek swabs are even safe for infants.

**Is blood more accurate than cheek cells?**  
No. Cheek cells collected with the Identigene specimen collection kit yield results with the same accuracy as blood samples. The DNA is the same, whether it is extracted from cheek cells or blood.

**Are DNA tests court-admissible?**  
DNA testing for legal purposes requires a special procedure and an additional fee. Please contact Identigene **before** collecting specimens. The purchase price of your kit will apply toward the costs of a court-admissible test.

[www.IDENTIGENE.com](http://www.IDENTIGENE.com)

### Frequently Asked Questions — continued

**Do I need court-admissible test results?**  
If you are testing for legal purposes, such as child support, child custody, immigration or estate planning, you will likely need a court-admissible test. Please contact an Identigene DNA Test Consultant for more information.

**Must the biological mother be part of the test?**  
Testing the biological mother is not required, but testing her strengthens the test results. Therefore, Identigene strongly recommends testing the biological mother.

More answers to frequently asked questions, as well as information regarding other types of DNA testing, are available online at [www.Indentigene.com](http://www.Indentigene.com).

**IDENTIGENE DNA Test Consultants:**  
**1-888-404-GENE 9:00 AM to 8:00 PM ET**

For Questions Only DNA Can Answer™

**IDENTIGENE®**  
DNA TESTING CENTER

**DNA Paternity Test  
Instruction Booklet**

**Introduction**

Thank you for purchasing your Identigene® DNA Paternity Test Collection Kit. We are confident that you will find our DNA collection kit easy-to-use with fast, accurate, easy-to-understand results.

**Quality and Service**

Identigene is a leader in personal DNA testing. Our laboratory is nationally and internationally accredited. Identigene Paternity Test results provide probabilities that are typically greater than 99.99%. Identigene DNA Test Consultants are available to answer questions and provide assistance.

**Many Types of DNA Analysis**

Identigene routinely provides DNA tests for maternity, aunt/uncle, siblingship, and grandparentage. Identigene also offers a prenatal paternity test that can be performed as early as 10 weeks into the pregnancy. For more information, call us or go to [www.identified.com](http://www.identified.com).

**IDENTIGENE DNA Test Consultants:**  
1-888-404-GENE 9:00 AM to 8:00 PM ET

[www.IDENTIGENE.com](http://www.IDENTIGENE.com)

**Legal Paternity Testing**

Court-admissible paternity tests are regularly used in connection with child custody, child support, immigration and estate planning. DNA testing for legal purposes requires a special procedure and an additional fee. Please contact Identigene **before** collecting specimens.

**IMPORTANT: If you intend to use this kit for legal purposes, please contact Identigene for assistance.**

**Kit Contents** (Alleged Father, Mother and Child)


- 3 packets of cheek swabs
- 3 specimen envelopes
- 1 postage paid return envelope

**Note: When testing multiple alleged fathers or children, please contact Identigene (additional fees apply).**

**Instructions**

**Step #1:** Read the Terms & Conditions and complete all sections of the Order Form.

**Step #2:** Complete the information on the front of the Specimen Envelopes, including required consent signature. This step is important for matching each swab to the right person.




**IMPORTANT: Getting the specimen collection correct is the most important step: Cheek cells are needed for this test—it is NOT a saliva test.**

**IDENTIGENE DNA Test Consultants:**  
1-888-404-GENE 9:00 AM to 8:00 PM ET

**Step #3:** Open the swab packet and remove one swab. To obtain cheek cells, aggressively scrape the inside of the cheek wall for at least 30 seconds using an up and down motion as you rotate the swab.

Also swab between the cheek and gums and around the inside of the lips.

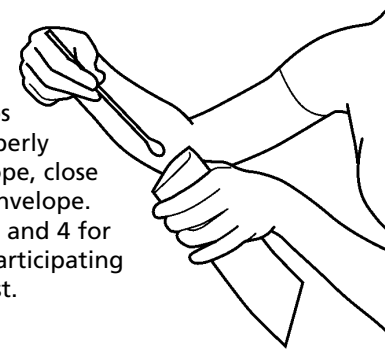


**NOTE: Before swabbing, wait at least one hour after eating or drinking.**

[www.IDENTIGENE.com](http://www.IDENTIGENE.com)

**Step #4:** After collecting the cheek cells, place both swabs directly into the Specimen Envelope. Do **NOT** place the used swabs back into the original plastic packet.

With the swabs inside the properly labeled envelope, close and seal the envelope. Repeat steps 3 and 4 for each person participating in the DNA test.



**Step #5:** Place all the Specimen Envelopes and the Order Form into the postage-paid return envelope and mail it to Identigene. If needed, some samples may be mailed in a separate envelope instead of the return envelope provided.

**IDENTIGENE DNA Test Consultants:**  
1-888-404-GENE 9:00 AM to 8:00 PM ET